

LABORATORY CANNABINOID PROFILE CERTIFICATE OF ANALYSIS	Extraction Date: 22-Dec-17
	Analysis Date/Time: 22-Dec-17, 17:41:34








CUSTOMER INFORMATION		SAMPLE DETAILS	
Company:	Revida Labs	Sample Name	25mg CBD Softgel
Contact Person:	Quality Control	Sample Number	7801
Contact Email:	customersupport@RevidaLabs.com	Sample Information	Batch #RL0005
Contact phone:	1-855-473-8432		

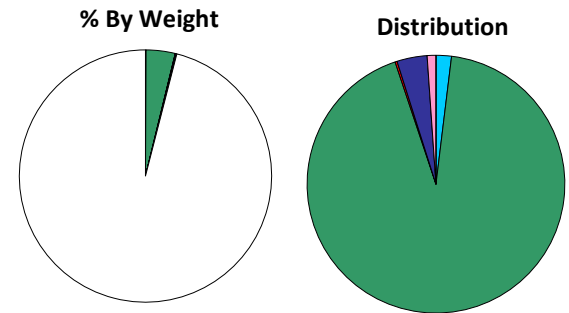
Substance Potency Analysis

CANNABINOID	Mg. PER GRAM	TOTAL Mg. IN A	0.69	GRAM PACKAGE (as reported by client)
CBD MAXIMUM *	37.19	25.66		
THC MAXIMUM *	1.52	1.05		
CBDA	ND ¹	ND ¹		
CBG	0.78	0.54		
CBD	37.19	25.66		
CBN	0.10	0.07		
THC	1.52	1.05		
CBC	0.44	0.30		
THCA	ND ¹	ND ¹		

CANNABINOIDS REPORTED AS "0" WERE BELOW DETECTABLE LEVELS

Substance Distribution Analysis

COLOR CODE	CANNABINOID	% BY WEIGHT	Distribution
	CBDA	ND ¹	ND ¹
	CBG	0.08	0.02
	CBD	3.72	0.93
	CBN	0.01	0.00
	THC	0.15	0.04
	CBC	0.04	0.01
	THCA	ND ¹	ND ¹



White in % by weight is inert material

* All cannabinoids in their acid forms (ending in "A") are convertible to their non-acid forms via a decarboxylation process (heating). The THC and CBD maximum values reported above are the maximum theoretical amounts of THC and CBD the tested product would have if it were fully decarboxylated.

Emily Boyd
Emily Boyd
Laboratory Director

** Maximum % THC values exceeding three-tenths of one percent (0.3%) on a dry weight basis do not qualify as industrial hemp

** Maximum % THC Value for this sample is: ND¹