

<b>LABORATORY CANNABINOID PROFILE CERTIFICATE OF ANALYSIS</b>	Extraction Date:13-May-19 Analysis Date/Time:13-May-19, 20:58:05
---	---

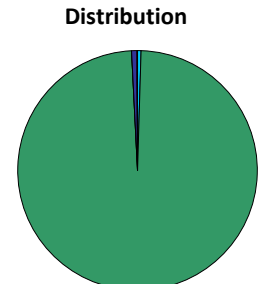
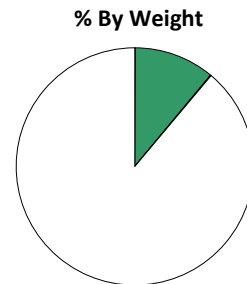
CUSTOMER INFORMATION		SAMPLE DETAILS	
Company:	Revida Labs	Sample Name	3000mg Full Spectrum Tincture
Contact Person:	Quality Control	Sample Number	1902920, 1902921
Contact Email:	customersupport@RevidaLabs.com	Sample Information	Batch #50725; RL0007
Contact phone:	1-855-473-8432		Average of 2 Replicates

### Substance Potency Analysis

CANNABINOID	Mg. PER GRAM	TOTAL Mg. IN A	28.08	GRAM PACKAGE (as reported by client)
CBD MAXIMUM *	109.74	3081.89		
THC MAXIMUM *	0.78	21.90		
CBDA	ND <sup>1</sup>	ND <sup>1</sup>		
CBG	0.53	14.84		
CBD	109.74	3081.89		
CBN	ND <sup>1</sup>	ND <sup>1</sup>		
THC	0.78	21.90		
CBC	0.10	2.94		
THCA	ND <sup>1</sup>	ND <sup>1</sup>		

### Substance Distribution Analysis

COLOR CODE	CANNABINOID	% BY WEIGHT	Distribution
	CBDA	ND <sup>1</sup>	ND <sup>1</sup>
	CBG	0.05	0.48%
	CBD	10.97	98.73%
	CBN	ND <sup>1</sup>	ND <sup>1</sup>
	THC	0.08	0.70%
	CBC	0.01	0.09%
	THCA	ND <sup>1</sup>	ND <sup>1</sup>



White in % by weight is inert material

\* All cannabinoids in their acid forms (ending in "A") are convertible to their non-acid forms via a decarboxylation process (heating). The THC and CBD maximum values reported above are the maximum theoretical amounts of THC and CBD the tested product would have if it were fully decarboxylated.

*Emily Boyd*

**Emily Boyd**  
Laboratory Director

Maximum % THC values exceeding three-tenths of one percent (0.3%) on a dry weight basis do not qualify as industrial hemp

Maximum % THC Value for this sample is: 0.08 %

<sup>1</sup> Cannabinoid not detected (ND).

<sup>2</sup> Cannabinoid detected below Limit of Quantitation (LOQ).

*This test report may not be duplicated, except in full with permission from GGS laboratory. All testing reports represent a strict confidentiality agreement between GGS laboratory and the client listed on the report. No discussion of certificates of analysis will be permitted except with authorized parties of the client indicated on the certificate of analysis.*



# Confidence Analytics

**Cannabis Analytics and Research Specialists**  
 WSLCB License # 0003 | 14797 NE 95th St, Redmond, WA 98052 | (206) 743-8843 | info@conflabs.com  
 Certified For: Cannabinoids | Microbiologicals | Mycotoxins | Foreign Matter | Moisture | Terpenes | Residual Solvents | Pesticides  
**Research and Development Certificate of Analysis**

## Official Test Results for Laboratory Sample # 6091213

**Origination:** Revida Labs

**Strain:** 3000mg CBD oil

**Type:** Oil Tincture

**Address:** 6700 NE 181st St #82744

**Kenmore, WA 98028**

**UBI #:**

**License #:**

**Harvest Date:** Unknown

**Date of Receipt:** 2019-09-17

**Date of Testing:** 2019-09-19

**Inventory #:** RL0007

**QA #:** 20190917AJT0005

**Result #:** Unlisted

**Approved By:** N. Mosely, CEO

**S. Stevens, LDR**



### Dosage Calculation

	Net Wt	THC	CBD
Unit:	Unknown	Unk	Unk

These values calculated by the manufacturer.

### Chemical Profile (units in mg/g)

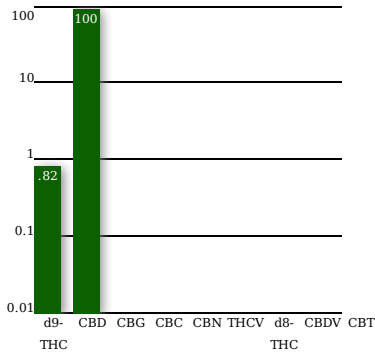
THC max 0.82 raw sum: 0.82		CBD max 100 raw sum: 100		
THCA	ND	d9-THC	0.82	
CBDA	ND	CBD	100	
CBGA	ND	CBG	ND	
CBC	ND	CBN	ND	
THCVA	NE	THCV	NE	
d8-THC	NE	CBDV	NE	
CBT	NE			Terp total:
<b>Total Cannabinoids (raw sum): 110</b>				

### Shelf Stability

**Loss-On-Drying** NE

**Water Activity:** NE

### Cannabinoid Profile (units in mg/g)



These testing results are certified by scientific examination of a single sample provided by the Producer/Processor. Confidence Analytics and its agents did not observe or participate in the sample selection process, and cannot confirm the authenticity of the sample or its representativeness of the associated lot/batch. The sample, as received, was homogenized before subsamples were drawn for specific analyses. This report is supplemental to any other reports with the same analytic sample number.

*THCmax (a.k.a. Total THC) = d9-THC + (THC-A \* 0.877)*

*CBDmax (a.k.a. Total CBD) = CBD + (CBDA \* 0.877)*

*Total Cannabinoid is a raw sum of all measured cannabinoids  
 In Traceability, Total Cannabinoid is a sum of THCmax and CBDmax  
 Figures may differ slightly from traceability due to rounding*

*ND = Not Detected  
 NE = Not Examined  
 Unk = Unknown*

*Analytical Methods Used  
 Cannabinoids: HPLC-UV  
 Microbial: Plate Counting  
 Terpenes: HS-GC-FID  
 Solvents: HS-GC-MS*

*Trace Residue: UHPLC-MSMS  
 Water Activity: HYGROMER®  
**Page 1 of 3***

**Authenticity Verification:**  
 zWRSrcjsBy23oixdKq9Rl  
 2019-10-04 13:15:41



# Confidence Analytics

**Cannabis Analytics and Research Specialists**  
WLSLCB License # 0003 | 14797 NE 95th St, Redmond, WA 98052 | (206) 743-8843 | info@conflabs.com  
Certified For: Cannabinoids | Microbiologicals | Mycotoxins | Foreign Matter | Moisture | Terpenes | Residual Solvents | Pesticides  
**Chemical Residue Screen**

## Official Test Results for Laboratory Sample # 6091213

**Origination:** Revida Labs

**UBI #:**

**Inventory #:** RC0007

**Strain:** 3000mg CBD oil

**License #:**

**QA #:** 20190917AJT0005



**Type:** Oil Tincture

**Harvest Date:** Unknown

**Result #:** Unlisted

**Address:** 6700 NE 181st St #82744

**Date of Receipt:** 2019-09-17

**Approved By:** N. Mosely, CEO

Kenmore, WA 98028 **Date of Testing:** 2019-09-19

S. Stevens, LDR

## Chemical Residue Screen - Test Report

Cannabis samples were homogenized and extracted using a custom protocol. Instrumental analysis was performed with UHPLC-MS/MS (tandem quadrupole). Target compounds were identified by matching to Certified Reference Materials. Ion-selective detection (multiple reaction monitoring, or MRM) was used to ensure that precursor and product ions of the correct masses co-eluted and were observed in ratios matching those for the reference materials.



Dozens of compounds representing many different classes of fungicides, herbicides, and plant growth regulators were screened for. This is a "Condensed Certificate". On Condensed Certificates, the WA state action levels are treated as the Minimum Reporting Limits (MRL). For access to an "Extended Certificate" listing detections below the action levels, contact the Producer.

## Findings

Analyte Name	CAS #	Amount In Sample	PASS/FAIL	WA State Action Level	Analyte Name	CAS #	Amount In Sample	PASS/FAIL	WA State Action Level
(sum) Spinosads	NA	Less Than MRL	PASS	0.20 ppm	Diazinon	333-41-5	Less Than MRL	PASS	0.20 ppm
(sum) Permethrins	NA	Less Than MRL	PASS	0.20 ppm	Dichlorvos	62-73-7	Less Than MRL	PASS	0.10 ppm
Abamectin B1a	71751-41-2	Less Than MRL	PASS	0.50 ppm	Dimethoate	60-51-5	Less Than MRL	PASS	0.20 ppm
Acephate	30560-19-1	Less Than MRL	PASS	0.40 ppm	Ethoprophos	13194-48-4	Less Than MRL	PASS	0.20 ppm
Acetamiprid	135410-20-7	Less Than MRL	PASS	0.20 ppm	Etofenprox	80844-07-1	Less Than MRL	PASS	0.40 ppm
Aldicarb	116-06-3	Less Than MRL	PASS	0.40 ppm	Etoxazole	153233-91-1	Less Than MRL	PASS	0.20 ppm
Azoxystrobin	131860-33-8	Less Than MRL	PASS	0.20 ppm	Fenoxycarb	72490-01-8	Less Than MRL	PASS	0.20 ppm
Bifenazate	149877-41-8	Less Than MRL	PASS	0.20 ppm	Fenpyroximate	134098-61-6	Less Than MRL	PASS	0.40 ppm
Bifenthrin	82657-04-3	Less Than MRL	PASS	0.20 ppm	Fipronil	120068-37-3	Less Than MRL	PASS	0.40 ppm
Boscalid	188425-85-6	Less Than MRL	PASS	0.40 ppm	Flocicamid	158062-67-0	Less Than MRL	PASS	1.00 ppm
Carbaryl	63-25-2	Less Than MRL	PASS	0.20 ppm	Fludioxonil	131341-86-1	Less Than MRL	PASS	0.40 ppm
Carbofuran	1563-66-2	Less Than MRL	PASS	0.20 ppm	Hexythiazox	78587-05-0	Less Than MRL	PASS	1.00 ppm
Chlorantraniliprole	500008-45-7	Less Than MRL	PASS	0.20 ppm	Imazalil	35554-44-0	Less Than MRL	PASS	0.20 ppm
Chlormequat	7003-89-6	Less Than MRL	PASS	0.10 ppm	Imidacloprid	138261-41-3	Less Than MRL	PASS	0.40 ppm
Chlorpyrifos	2921-88-2	Less Than MRL	PASS	0.20 ppm	Kresoxim-methyl	143390-89-0	Less Than MRL	PASS	0.40 ppm
cis-Permethrin	52645-53-1	Less Than MRL	PASS	0.20 ppm	Malathion	121-75-5	Less Than MRL	PASS	0.20 ppm
Clofentezine	74115-24-5	Less Than MRL	PASS	0.20 ppm	Metalaxyl	57837-19-1	Less Than MRL	PASS	0.20 ppm
Daminozide	1596-84-5	Less Than MRL	PASS	1.00 ppm	Methiocarb	2032-65-7	Less Than MRL	PASS	0.20 ppm

\* Greater than lower limit of detection (>LLOD) and less than lower limit of quantification (<LLOQ) . Applies to instances when the analyte has been detected and positively identified, but the concentration is lower than we can accurately quantify. Specifically: signal to noise ratio greater than 3 and signal less than calibration. LLOD is ~0.001 ppm for most analytes, LLOQ is ~0.01 for most analytes. Number shown is lower end of calibration (LLOQ).

\*\* Greater than upper limit of quantification (>ULOQ). Applies to instances when the analyte concentration in the sample is greater than we can accurately measure without additional testing. Number shown is upper end of calibration (ULOQ).

These testing results are certified by scientific examination of a single sample provided by the Producer/Processor. Confidence Analytics and its agents did not observe or participate in the sample selection process, and cannot confirm the authenticity of the sample or its representativeness of the associated lot/batch. The sample, as received, was homogenized before subsamples were drawn for specific analyses. This report is supplemental to any other reports with the same analytic sample number.

THCmax (a.k.a. Total THC) = d9-THC + (THC-A \* 0.877)  
CBDmax (a.k.a. Total CBD) = CBD + (CBD-A \* 0.877)  
Total Cannabinoid is a raw sum of all measured cannabinoids  
In Traceability, Total Cannabinoid is a sum of THCmax and CBDmax  
Figures may differ slightly from traceability due to rounding

ND = Not Detected  
NE = Not Examined  
UNK = Unknown

Analytical Methods Used  
Cannabinoids: HPLC-UV  
Microbial: Plate Counting  
Terpenes: HS-GC-FID  
Solvents: HS-GC-MS

Trace Residue: UHPLC-MS/MS  
Water Activity: HYGROMER®  
Page 2 of 3

Authenticity Verification:  
zWRSrcjsBy23oIXdIKg9RI  
2019-10-04 13:15:41



# Confidence Analytics

**Cannabis Analytics and Research Specialists**  
WSLCB License # 0003 | 14797 NE 95th St, Redmond, WA 98052 | (206) 743-8843 | info@conflabs.com  
Certified For: Cannabinoids | Microbiologicals | Mycotoxins | Foreign Matter | Moisture | Terpenes | Residual Solvents | Pesticides  
**Chemical Residue Screen**

## Official Test Results for Laboratory Sample # 6091213

**Origination:** Revida Labs

**UBI #:**

**Inventory #:** RC0007

**Strain:** 3000mg CBD oil

**License #:**

**QA #:** 20190917AJT0005



**Type:** Oil Tincture

**Harvest Date:** Unknown

**Result #:** Unlisted

**Address:** 6700 NE 181st St #82744

**Date of Receipt:** 2019-09-17

**Approved By:** N. Mosely, CEO

Kenmore, WA 98028 **Date of Testing:** 2019-09-19

S. Stevens, LDR

## Chemical Residue Screen - Test Report

Cannabis samples were homogenized and extracted using a custom protocol. Instrumental analysis was performed with UHPLC-MS/MS (tandem quadrupole). Target compounds were identified by matching to Certified Reference Materials. Ion-selective detection (multiple reaction monitoring, or MRM) was used to ensure that precursor and product ions of the correct masses co-eluted and were observed in ratios matching those for the reference materials.



Dozens of compounds representing many different classes of fungicides, herbicides, and plant growth regulators were screened for. This is a "Condensed Certificate". On Condensed Certificates, the WA state action levels are treated as the Minimum Reporting Limits (MRL). For access to an "Extended Certificate" listing detections below the action levels, contact the Producer.

## Findings

Analyte Name	CAS #	Amount In Sample	PASS/FAIL	WA State Action Level	Analyte Name	CAS #	Amount In Sample	PASS/FAIL	WA State Action Level
Methomyl	16752-77-5	Less Than MRL	PASS	0.40 ppm	Thiacloprid	111988-49-9	Less Than MRL	PASS	0.20 ppm
Myclobutanol	88671-89-0	Less Than MRL	PASS	0.20 ppm	Thiamethoxam	153719-23-4	Less Than MRL	PASS	0.20 ppm
Naled	300-76-5	Less Than MRL	PASS	0.50 ppm	trans-Permethrin	52645-53-2	Less Than MRL	PASS	0.20 ppm
Oxamyl	23135-22-0	Less Than MRL	PASS	1.00 ppm	Trifloxystrobin	141517-21-7	Less Than MRL	PASS	0.20 ppm
Paclobutrazol	76738-62-0	Less Than MRL	PASS	0.40 ppm	Uniconazole	83657-22-1	Less Than MRL	PASS	0.10 ppm
Phosemet (Imidan)	732-11-6	Less Than MRL	PASS	0.20 ppm					
Piperonyl Butoxide	51-03-6	Less Than MRL	PASS	2.00 ppm					
Prallethrin	23031-36-9	Less Than MRL	PASS	0.20 ppm					
Propiconazole	60207-90-1	Less Than MRL	PASS	0.40 ppm					
Propoxur	114-26-1	Less Than MRL	PASS	0.20 ppm					
Pyrethrin I	8003-34-7	Less Than MRL	PASS	1.00 ppm					
Pyridaben	96489-71-3	Less Than MRL	PASS	0.20 ppm					
Spinosad A	168316-95-8	Less Than MRL	PASS	0.20 ppm					
Spinosad D	168316-95-9	Less Than MRL	PASS	0.20 ppm					
Spiromesifen	283594-90-1	Less Than MRL	PASS	0.20 ppm					
Spirotetramat	203313-25-1	Less Than MRL	PASS	0.20 ppm					
Spiroxamine	118134-30-8	Less Than MRL	PASS	0.40 ppm					
Tebuconazole	80443-41-0	Less Than MRL	PASS	0.40 ppm					

\* Greater than lower limit of detection (>LLOD) and less than lower limit of quantification (<LLOQ) . Applies to instances when the analyte has been detected and positively identified, but the concentration is lower than we can accurately quantify. Specifically: signal to noise ratio greater than 3 and signal less than calibration. LLOD is ~0.001 ppm for most analytes, LLOQ is ~0.01 for most analytes. Number shown is lower end of calibration (LLOQ).

\*\* Greater than upper limit of quantification (>ULOQ). Applies to instances when the analyte concentration in the sample is greater than we can accurately measure without additional testing. Number shown is upper end of calibration (ULOQ).

These testing results are certified by scientific examination of a single sample provided by the Producer/Processor. Confidence Analytics and its agents did not observe or participate in the sample selection process, and cannot confirm the authenticity of the sample or its representativeness of the associated lot/batch. The sample, as received, was homogenized before subsamples were drawn for specific analyses. This report is supplemental to any other reports with the same analytic sample number.

THCmax (a.k.a. Total THC) = d9-THC + (THC-A \* 0.877)  
CBDmax (a.k.a. Total CBD) = CBD + (CBD-A \* 0.877)  
Total Cannabinoid is a raw sum of all measured cannabinoids  
In Traceability, Total Cannabinoid is a sum of THCmax and CBDmax  
Figures may differ slightly from traceability due to rounding

ND = Not Detected  
NE = Not Examined  
Unk = Unknown

Analytical Methods Used  
Cannabinoids: HPLC-UV  
Microbial: Plate Counting  
Terpenes: HS-GC-FID  
Solvents: HS-GC-MS

Trace Residue: UHPLC-MS/MS  
Water Activity: HYGROMER®  
Page 3 of 3

Authenticity Verification:  
zWRSrcjsBy23oiXdKq9Rl  
2019-10-04 13:15:41